


KVY-2600M-DPL-B

ÇOK YÖNLÜ ANTEN (OMNI)





VERSİYON: 1.1


TARİH: 01.08.2022

KUVAYI TECHNOLOGIES A.Ş

## ÖZELLİKLER

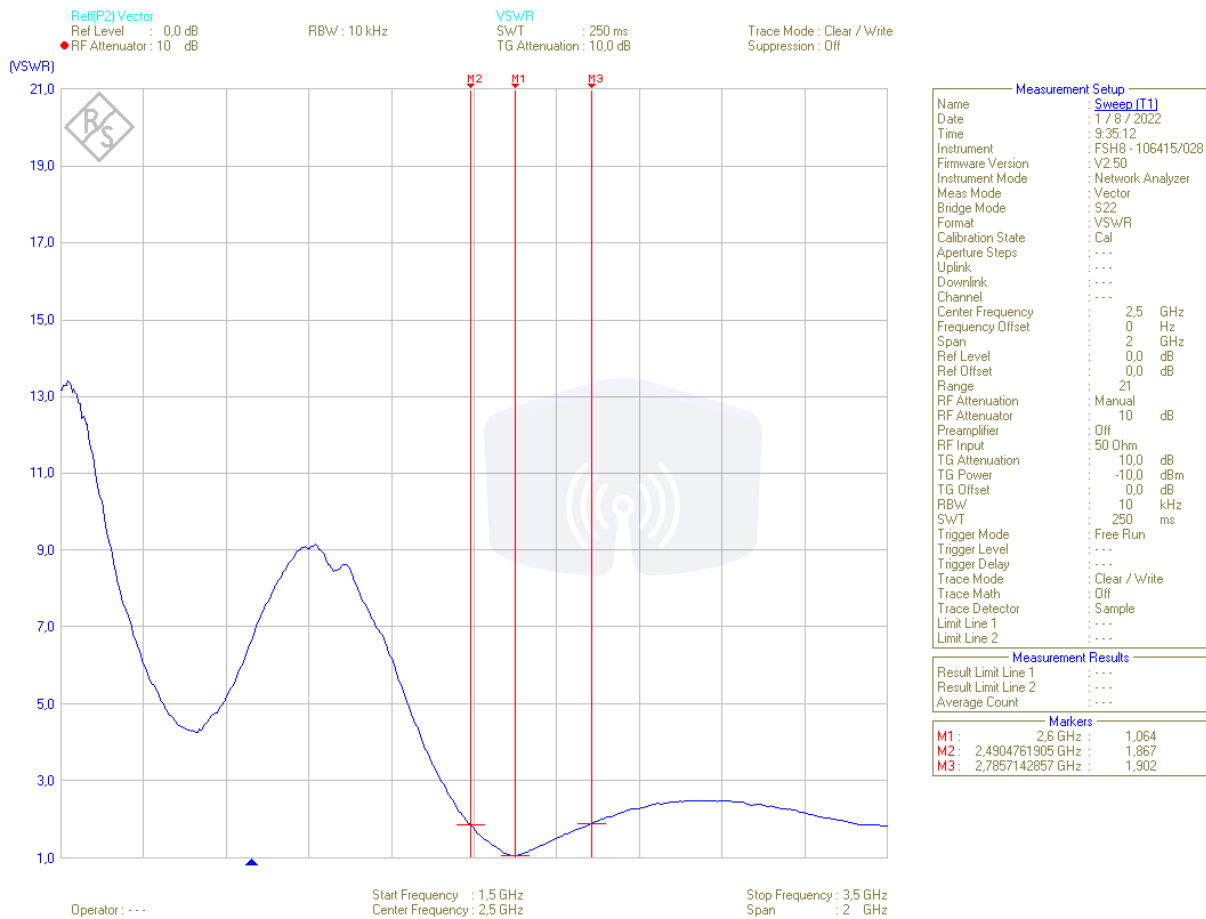
ELEKTRİKSEL 	
Model	KVY-2P6G-DPL-B
Frekans	2600 MHz
Patern Tipi	Çok Yönlü (Omni)
Polarizasyon	Dikey
Empedans	50 $\Omega$
Kazanç	2 dBi
VSWR	< 1.5:1
Band Genisligi	2500-2800 MHz
Maksimum Giriş Gücü	50W

MEKANİK 	
Konnektör Tipi	SMA Plug (male) (0°,45°,90°)
Anten Rengi	Siyah
Uzunluk	130 mm
Çap	15 mm
Ağırlık	14 gr

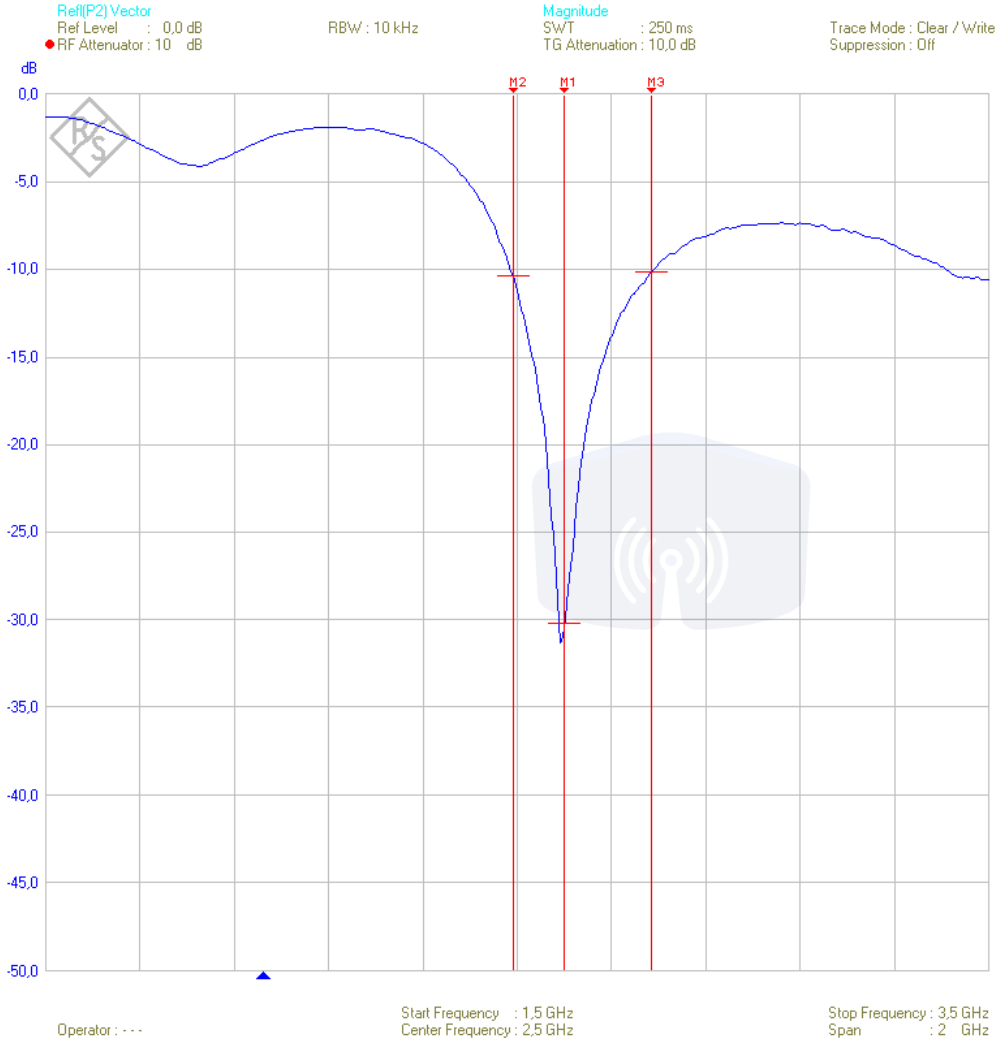
ÇEVRE KOŞUL 	
Operasyonel Çalışma Sıcaklığı	-30° to +60°C
Depolama Sıcaklığı	-30° to +75°C
IP Koruma Sınıfı	



# VSWR



# GERİ DÖNÜŞ KAYBI



Measurement Setup	
Name	: Sweep [T1]
Date	: 1 / 8 / 2022
Time	: 9:35:12
Instrument	: FSH8 - 106415/028
Firmware Version	: V2.50
Instrument Mode	: Network Analyzer
Meas Mode	: Vector
Bridge Mode	: S22
Format	: Magnitude
Calibration State	: Cal
Aperture Steps	: ---
Uplink	: ---
Downlink	: ---
Channel	: ---
Center Frequency	: 2,5 GHz
Frequency Offset	: 0 Hz
Span	: 2 GHz
Ref Level	: 0,0 dB
Ref Offset	: 0,0 dB
Range	: 50 dB
RF Attenuation	: Manual
RF Attenuator	: 10 dB
Preamplifier	: Off
RF Input	: 50 Ohm
TG Attenuation	: 10,0 dB
TG Power	: -10,0 dBm
TG Offset	: 0,0 dB
RBW	: 10 kHz
SWT	: 250 ms
Trigger Mode	: Free Run
Trigger Level	: ---
Trigger Delay	: ---
Trace Mode	: Clear / Write
Trace Math	: Off
Trace Detector	: Sample
Limit Line 1	: ---
Limit Line 2	: ---
Measurement Results	
Result Limit Line 1	: ---
Result Limit Line 2	: ---
Average Count	: ---
Markers	
M1	: 2,6 GHz : -30,18 dB
M2	: 2,4904761905 GHz : -10,39 dB
M3	: 2,7857142857 GHz : -10,15 dB

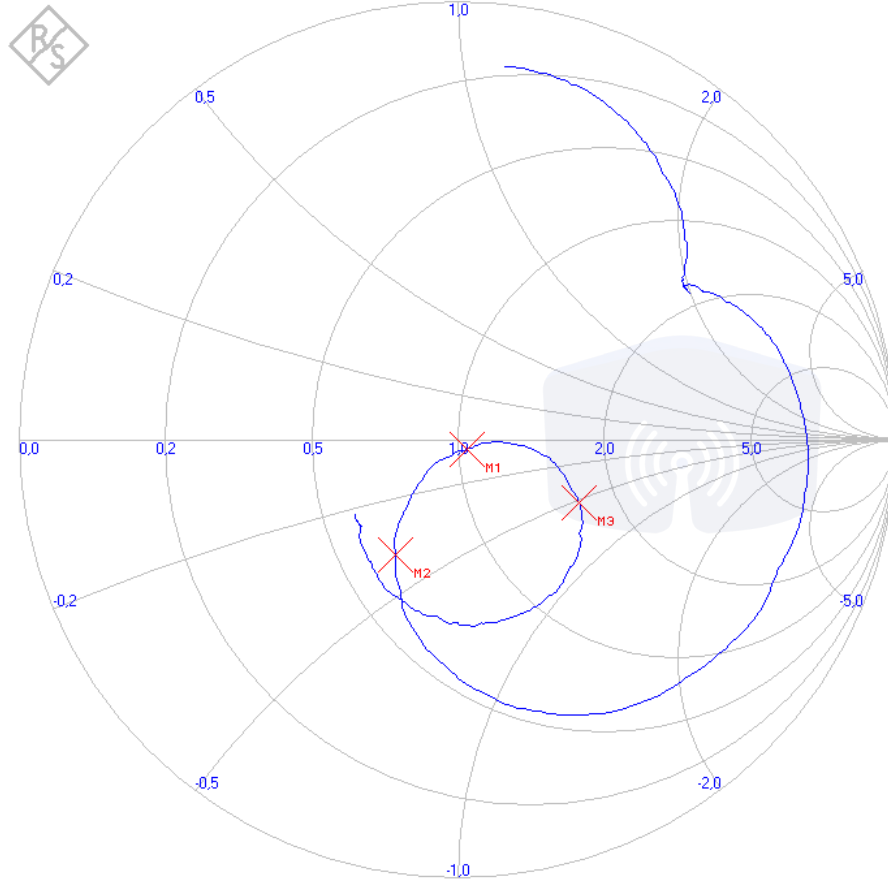
# GİRİŞ EMPEDANSI

Ref[P2] Vector  
Ref Level : 0,0 dB  
RF Attenuator : 10 dB

RBW : 10 kHz

Smith Chart  
SWT : 250 ms  
TG Attenuation : 10,0 dB

Trace Mode : Clear / Write  
Suppression : Off



Measurement Setup		
Name	Sweep [I1]	
Date	1 / 8 / 2022	
Time	9:35:12	
Instrument	FSH8 - 106415/028	
Firmware Version	V2.50	
Instrument Mode	Network Analyzer	
Meas Mode	Vector	
Bridge Mode	S22	
Format	Smith Chart	
Calibration State	Cal	
Aperture Steps	---	
Uplink	---	
Downlink	---	
Channel	---	
Center Frequency	2,5	GHz
Frequency Offset	0	Hz
Span	2	GHz
Ref Level	0,0	dB
Ref Offset	0,0	dB
Range	21	
RF Attenuation	Manual	
RF Attenuator	10	dB
Preamplifier	Off	
RF Input	50 Ohm	
TG Attenuation	10,0	dB
TG Power	-10,0	dBm
TG Offset	0,0	dB
RBW	10	kHz
SWT	250	ms
Trigger Mode	Free Run	
Trigger Level	---	
Trigger Delay	---	
Trace Mode	Clear / Write	
Trace Math	Off	
Trace Detector	Sample	
Limit Line 1	---	
Limit Line 2	---	

Measurement Results		
Result Limit Line 1	---	
Result Limit Line 2	---	
Average Count	---	

Markers		
M1	2,6 GHz	1,064 - j2,57 Ohm
M2	2,4904761905 GHz	1,867 - j19,1 Ohm
M3	2,7857142857 GHz	1,902 - j26,4 Ohm

Operator : ---

Start Frequency : 1,5 GHz  
Center Frequency : 2,5 GHz

Stop Frequency : 3,5 GHz  
Span : 2 GHz

## Siparis Ayrıntıları

Siparis Linki:

<http://www.kuvayitechnologies.com/>

Çağış Mah. Çağış B.M SK. NO: 340 /16-  
İç Kapı No: 60-BİGADİÇ/ BALIKESİR

Satis: +90 505 116 27 05

e-mail: [info@kuvayitechnologies.com](mailto:info@kuvayitechnologies.com)

Web: <http://www.kuvayitechnologies.com/>