

KVY-1090M-DPL-8

OMNIDIRECTIONAL



kuvayi
technologies

VERSION: 1.1

DATE: 05.07.2023

KUVAYI TECHNOLOGIES A.Ş



ADS-B



SPECIFICATIONS

ELECTRICAL 	
Model	KVY-1090M-DPL-8
Frequency	1090 MHz
Pattern Type	Omni Directional
Polarization	Vertical
Impedance	50 Ω
Gain	8 dBi
VSWR	< 1.5:1
Bandwidth	1040-1140 MHz
Max Input Power	50W /100 W

MECHANICAL 	
Connector Type	N Male / N Female (Customizable)
Colour	White / Customizable
Length	97 cm
Diameter	20 mm

ENVIRONMENTAL CONDITIONS 	
Working Temperature	-30° to +60°C
Storage Temperature	-40° to +80°C
IP Protection Class	IP65



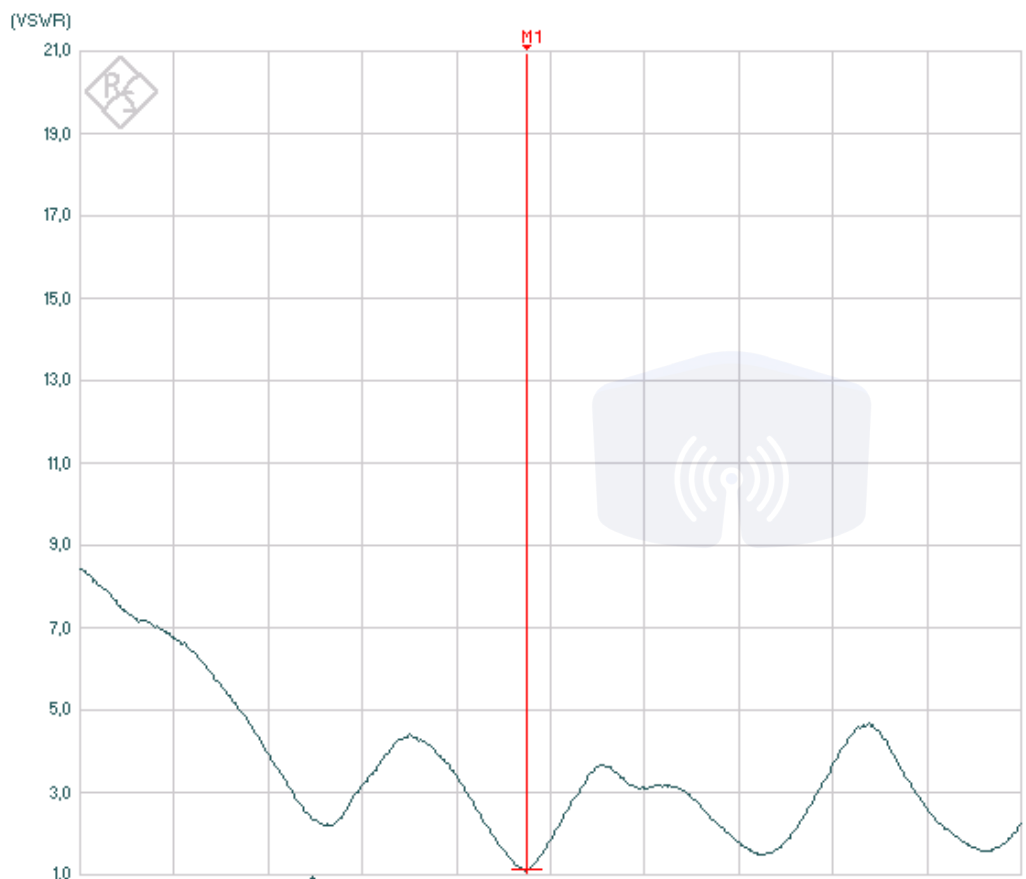
RETURN LOSS

Ref(P2) Vector
 Ref Level : 0,0 dB
 RF Attenuator : 30 dB

RBW : 10 kHz

VSWR
 SWT : 50 ms
 TG Attenuation : 10,0 dB

Trace Mode : Clear / Write
 Suppression : Off



Measurement Setup	
Name	: Sweep (T1)
Date	: 18/9/2024
Time	: 15:40:59
Instrument	: FSH8 - 106415/028
Firmware Version	: V2.50
Instrument Mode	: Network Analyzer
Meas Mode	: Vector
Bridge Mode	: S22
Format	: VSWR
Calibration State	: Cal
Aperture Steps	: ---
Uplink	: ---
Downlink	: ---
Channel	: ---
Center Frequency	: 1,1 GHz
Frequency Offset	: 0 Hz
Span	: 400 MHz
Ref Level	: 0,0 dB
Ref Offset	: 0,0 dB
Range	: 21
RF Attenuation	: Manual
RF Attenuator	: 30 dB
Preamplifier	: Off
RF Input	: 50 Ohm
TG Attenuation	: 10,0 dB
TG Power	: -10,0 dBm
TG Offset	: 0,0 dB
RBW	: 10 kHz
SWT	: 50 ms
Trigger Mode	: Free Run
Trigger Level	: ---
Trigger Delay	: ---
Trace Mode	: Clear / Write
Trace Math	: Off
Trace Detector	: Sample
Limit Line 1	: ---
Limit Line 2	: ---

Measurement Results	
Result Limit Line 1	: ---
Result Limit Line 2	: ---
Average Count	: ---

Markers	
M1 :	1,09 GHz : 1,111

Operator : ---

Start Frequency : 900 MHz
 Center Frequency : 1,1 GHz

Stop Frequency : 1,3 GHz
 Span : 400 MHz

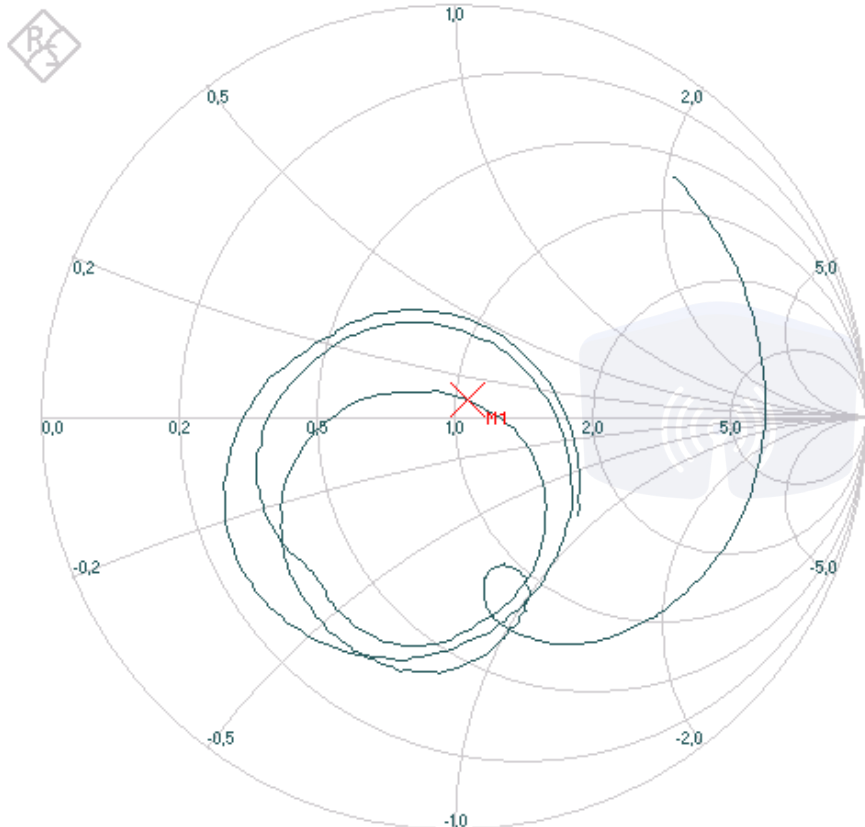
INPUT IMPEDANCE

Ref(F2) Vector
 Ref Level : 0,0 dB
 RF Attenuator : 30 dB

RBW : 10 kHz

Smith Chart
 S/W : 50 ms
 TG Attenuation : 10,0 dB

Trace Mode : Clear / Write
 Suppression : Off



Measurement Setup	
Name	: Sweep [T]
Date	: 18 / 9 / 2024
Time	: 15:40:59
Instrument	: FSH8 - 106415/028
Firmware Version	: V2.50
Instrument Mode	: Network Analyzer
Meas Mode	: Vector
Bridge Mode	: S22
Format	: Smith Chart
Calibration State	: Cal
Aperture Steps	: ---
Uplink	: ---
Downlink	: ---
Channel	: ---
Center Frequency	: 1,1 GHz
Frequency Offset	: 0 Hz
Span	: 400 MHz
Ref Level	: 0,0 dB
Ref Offset	: 0,0 dB
Range	: 50 dB
RF Attenuation	: Manual
RF Attenuator	: 30 dB
Preamplifier	: Off
RF Input	: 50 Ohm
TG Attenuation	: 10,0 dB
TG Power	: -10,0 dBm
TG Offset	: 0,0 dB
RBW	: 10 kHz
S/W	: 50 ms
Trigger Mode	: Free Run
Trigger Level	: ---
Trigger Delay	: ---
Trace Mode	: Clear / Write
Trace Math	: Off
Trace Detector	: Sample
Limit Line 1	: ---
Limit Line 2	: ---

Measurement Results	
Result Limit Line 1	: ---
Result Limit Line 2	: ---
Average Count	: ---

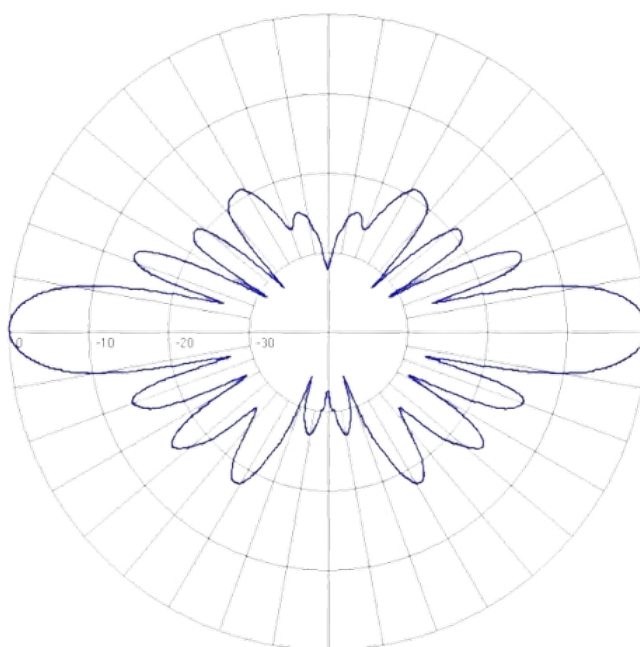
Markers	
M1 :	1,09 GHz : 53,2 Ohm + j4,40 Ohm




Operator : ---


Start Frequency : 900 MHz
 Center Frequency : 1,1 GHz

Stop Frequency : 1,3 GHz
 Span : 400 MHz

Antenna Radiation Pattern



ORDER DETAILS		
1090M-DPL-8-001	Glass Fiber Antenna / N Female	
1090M-DPL-8-002	Glass Fiber Antenna / N Male	
Explanation	Please specify the connector you prefer when ordering the antenna. It is not a parameter that affects the antenna performance or quality. Choose the one that is compatible with the extension cable connector you will use.	

Packaging Information		
Packaging Information	Plastic	
Cargo Dimensions	Approximately 100 x 3 cm	



Order Details

Order Link:

<http://www.kuvayitechnologies.com/>

1. Sakarya Mahallesi, Ayvaz Sokak,
No:3A Karesi / BALIKESİR / TÜRKİYE

Sales: +90 505 116 27 05

e-mail: info@kuvayitechnologies.com

Web: <http://www.kuvayitechnologies.com/>