

KVY-900M-DPL-B

OMNIDIRECTIONAL





VERSİYON: 1.1


TARİH: 09.08.2022

KUVAYI TECHNOLOGIES A.Ş

PROPERTIES

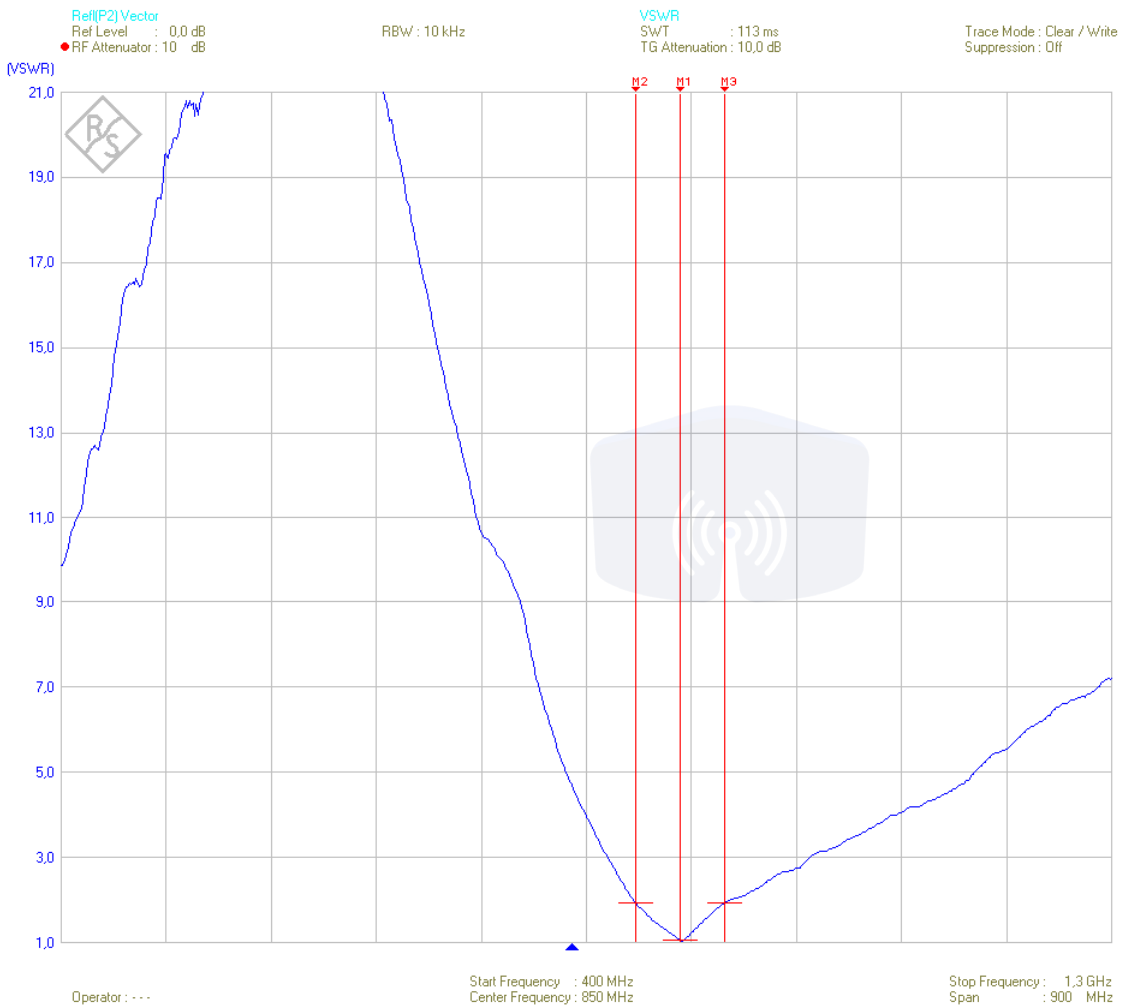
ELECTRICAL 	
Model	KVY-900M-DPL-B
Frequency	900 MHz
Pattern Type	Omni Directional
Polarization	Vertical
Impedance	50 Ω
Gain	2 dBi
VSWR	< 1.5:1
Bandwidth	890-970 MHz
Maximum Input Power	50W

MECHANIC 	
Connector Type	SMA Plug (male) (0°,45°,90°)
Antenna Colour	Black
Length	200 mm
Diameter	15 mm
Weight	20 gr

ENVIRONMENT CONDITION 	
Operational Working Temperature	-30° to +60°C
Storage Temperature	-30° to +75°C
IP Protection Class	

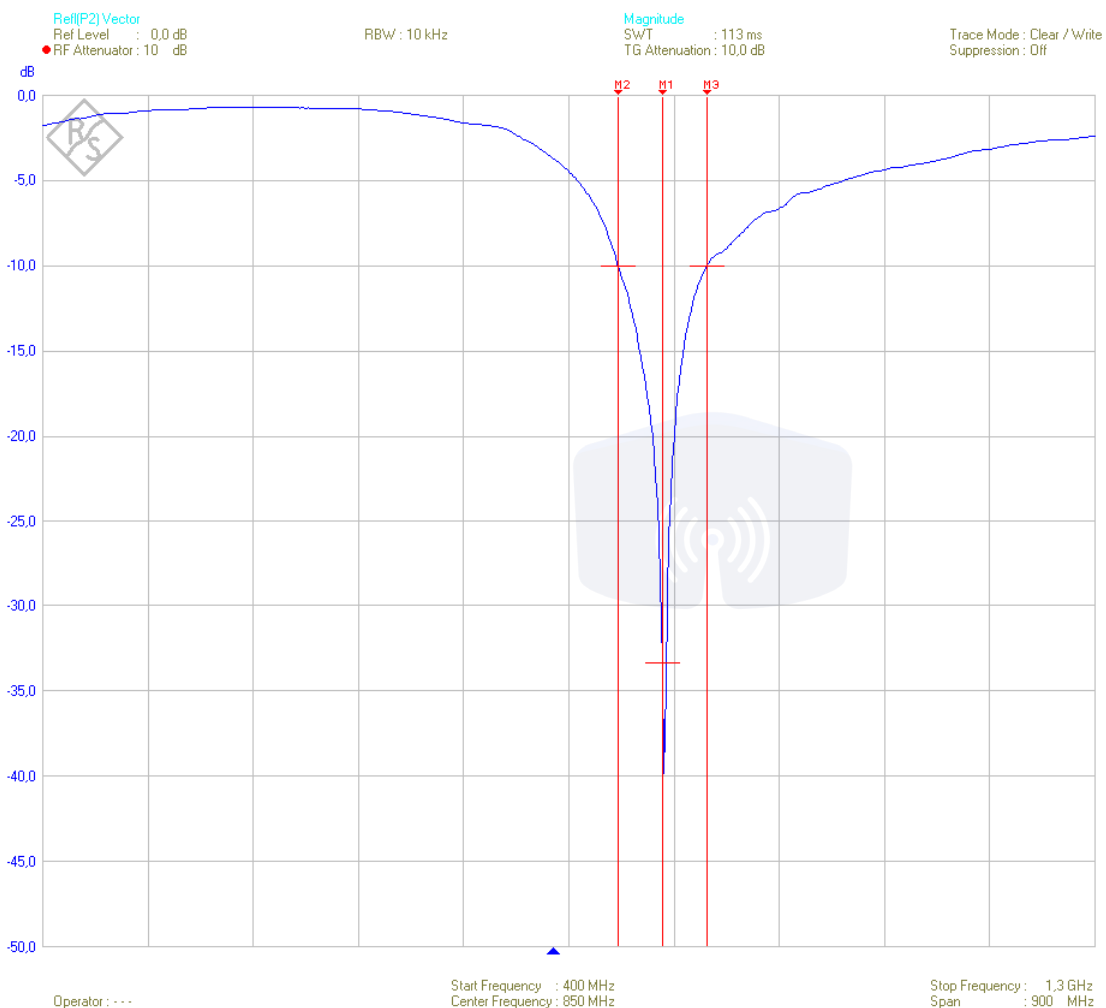


VSWR



Measurement Setup	
Name	: Sweep [T1]
Date	: 8 / 8 / 2022
Time	: 14:48:02
Instrument	: FSH8 - 106415/028
Firmware Version	: V2.50
Instrument Mode	: Network Analyzer
Meas Mode	: Vector
Bridge Mode	: S22
Format	: VSWR
Calibration State	: Cal
Aperture Steps	: ...
Uplink	: ...
Downlink	: ...
Channel	: ...
Center Frequency	: 850 MHz
Frequency Offset	: 0 Hz
Span	: 900 MHz
Ref Level	: 0,0 dB
Ref Offset	: 0,0 dB
Range	: 21
RF Attenuator	: Manual
RF Attenuator	: 10 dB
Preamplifier	: Off
RF Input	: 50 Ohm
TG Attenuation	: 10,0 dB
TG Power	: -10,0 dBm
TG Offset	: 0,0 dB
RBW	: 10 kHz
SWT	: 113 ms
Trigger Mode	: Free Run
Trigger Level	: ...
Trigger Delay	: ...
Trace Mode	: Clear / Write
Trace Math	: Diff
Trace Detector	: Sample
Limit Line 1	: ...
Limit Line 2	: ...
Measurement Results	
Result Limit Line 1	: ...
Result Limit Line 2	: ...
Average Count	: ...
Markers	
M1	: 930 MHz : 1,044
M2	: 892,1 MHz : 1,923
M3	: 968 MHz : 1,922

REFLECTION LOSS

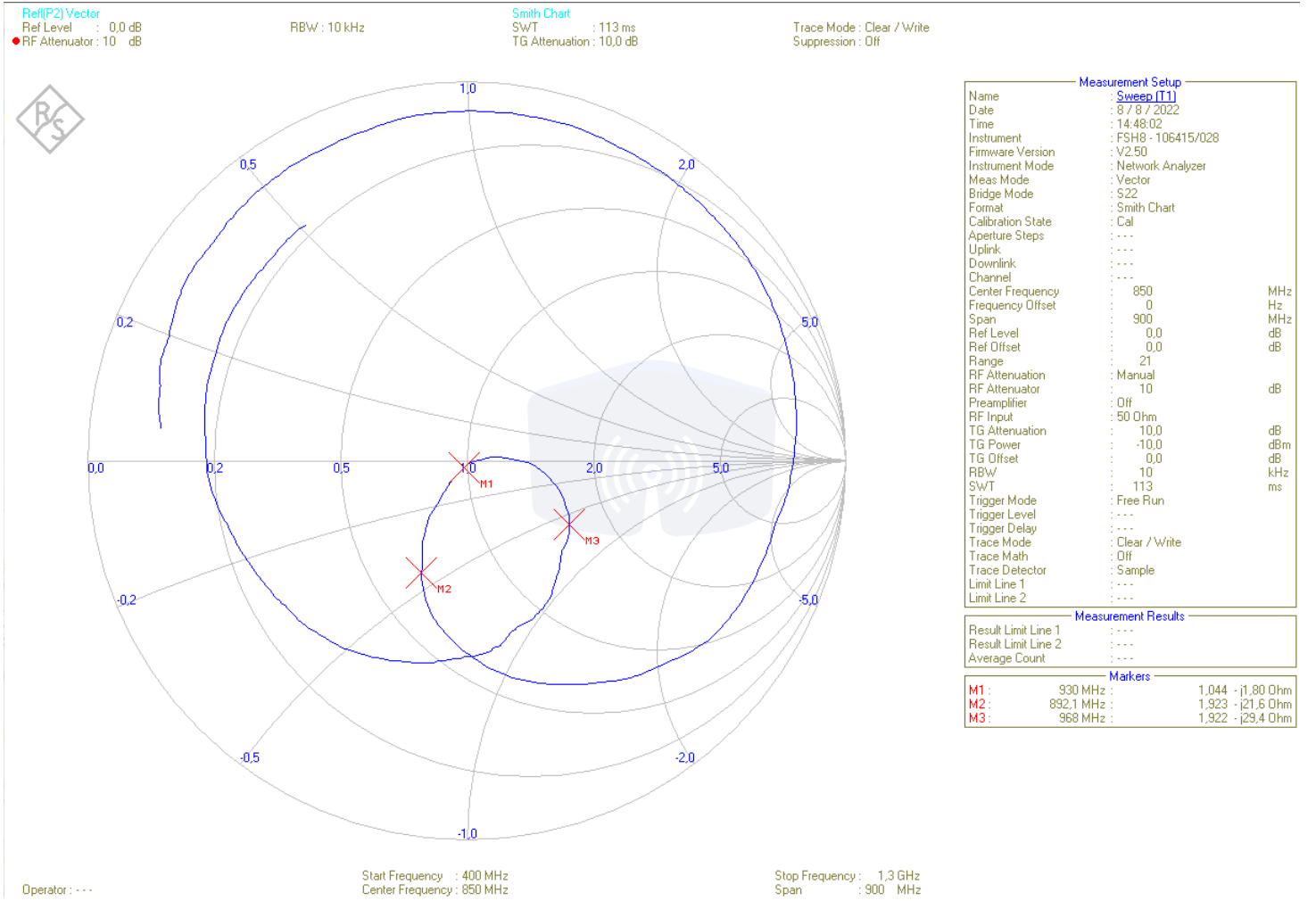


Measurement Setup	
Name	Sweep (I1)
Date	8 / 8 / 2022
Time	14:48:02
Instrument	FSH8 - 106415/028
Firmware Version	V2.50
Instrument Mode	Network Analyzer
Meas Mode	Vector
Bridge Mode	S22
Format	Magnitude
Calibration State	Cal
Aperture Steps	---
Uplink	---
Downlink	---
Channel	---
Center Frequency	850 MHz
Frequency Offset	0 Hz
Span	900 MHz
Ref Level	0,0 dB
Ref Offset	0,0 dB
Range	50 dB
RF Attenuation	Manual
RF Attenuator	10 dB
Preamplifier	Off
RF Input	50 Ohm
TG Attenuation	10,0 dB
TG Power	-10,0 dBm
TG Offset	0,0 dB
RBW	10 kHz
SWT	113 ms
Trigger Mode	Free Run
Trigger Level	---
Trigger Delay	---
Trace Mode	Clear / Write
Trace Math	Off
Trace Detector	Sample
Limit Line 1	---
Limit Line 2	---

Measurement Results	
Result Limit Line 1	---
Result Limit Line 2	---
Average Count	---

Markers	
M1	830 MHz : -33,34 dB
M2	852,1 MHz : -10,01 dB
M3	968 MHz : -10,02 dB

INPUT IMPEDANCE



Order Details

Order Link:

<http://www.kuvayitechnologies.com/>

Çağış Mah. Çağış B.M SK. NO: 340 /16-
İç Kapı No: 60-BİGADIÇ/ BALIKESİR

Sales: +90 505 116 27 05

e-mail: info@kuvayitechnologies.com

Web: <http://www.kuvayitechnologies.com/>